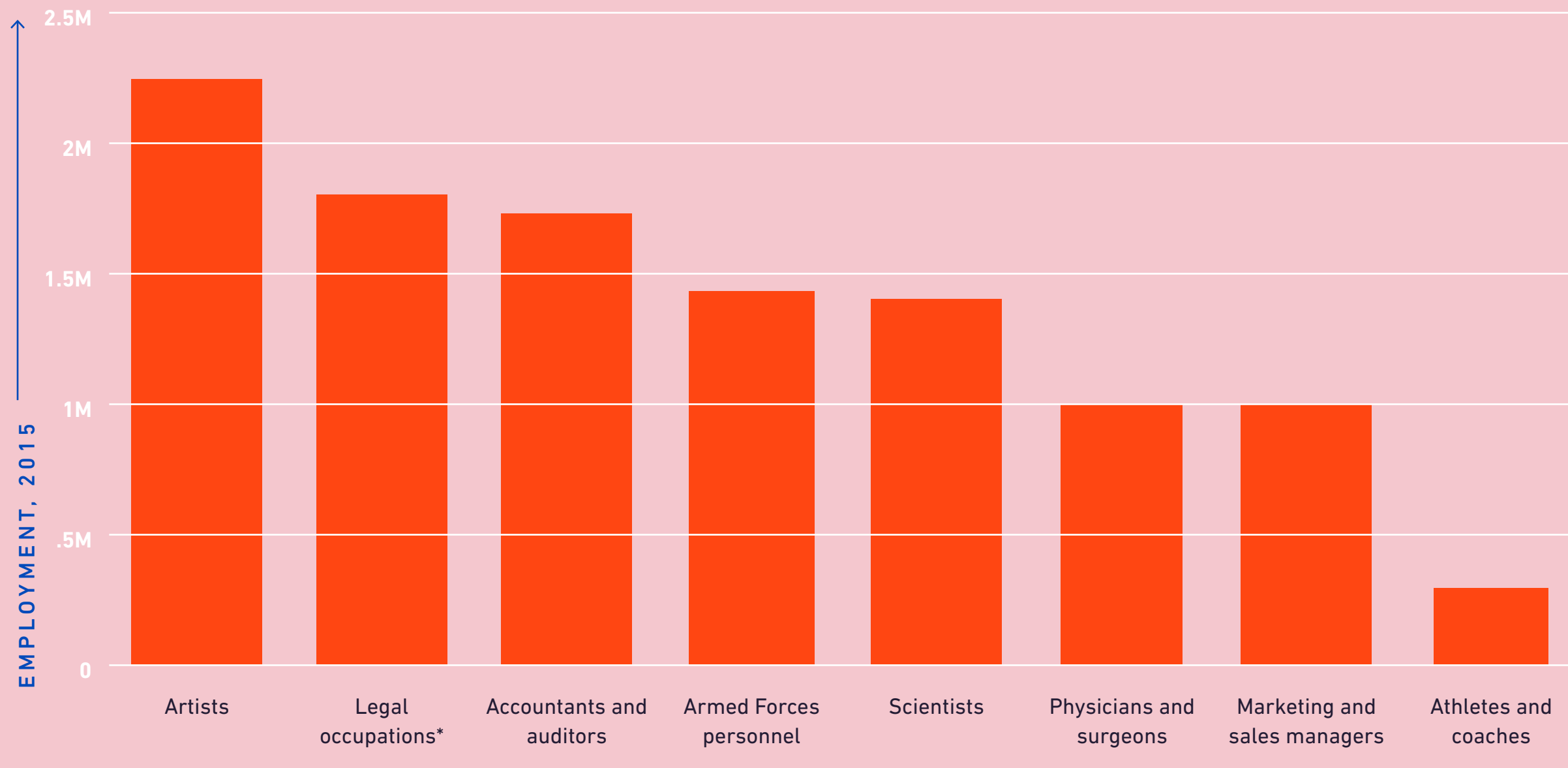


WORKING ARTISTS IN AMERICA

THERE ARE MORE THAN 2 MILLION PEOPLE IN THE U.S. WHOSE PRIMARY JOB IS ARTIST.

EMPLOYMENT BY SELECTED OCCUPATION GROUP




*including lawyers, judges, clerks, and paralegals

2015 ARTIST EMPLOYMENT



* Includes magicians, comedians, and jugglers



THERE ARE ROUGHLY

4.7 MILLION

total workers in the broader arts and cultural sector, artists and non-artists alike.

THE SAME BUT DIFFERENT

In many ways, working artists look a lot like the rest of the American workforce, but there are key differences:

MEDIAN INCOME

U.S. workers: \$42,761
 Artists: \$48,234
 Architects: \$70,590

MEDIAN AGE

U.S. workers: 41
 Artists: 41
 Musicians: 46

PERCENT FEMALE

U.S. workers: 47.2%
 Artists: 45.7%
 Writers & authors: 57.5%

UNEMPLOYMENT RATE

U.S. workers: 4.7%
 Artists: 4.3%
 Producers & directors: 2.9%

GEOGRAPHY

As with many industries, artists tend to live in urban centers. As a percentage of the workforce, however, artists cluster in various regions across the U.S., including some smaller metro areas.

EXAMPLES OF METRO AREAS WHERE ARTISTS CLUSTER

- Santa Fe, NM
- Los Angeles, CA
- Boulder, CO
- San Francisco, CA
- New York, NY-NJ-PA
- Bridgeport-Stanford, CT
- Austin, TX
- Ann Arbor, MI
- Lawrence, KS
- Nashville, TN



Which states have a high concentration of artists?




ENTREPRENEURSHIP AND EDUCATION

Artists are entrepreneurial

3.4X

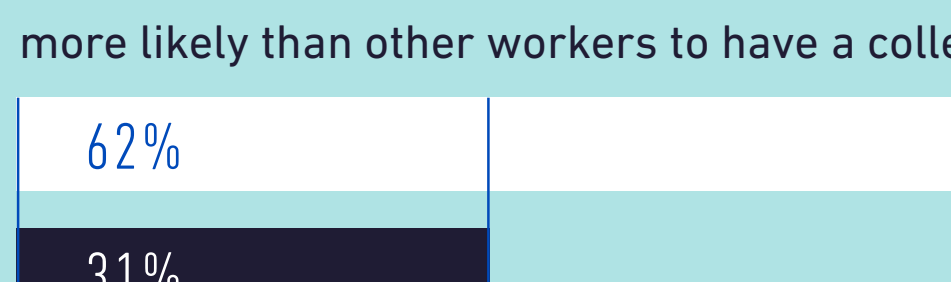
more likely than other workers to be self-employed



Artists are well-educated

2X

more likely than other workers to have a college degree



American artists are important to our nation's cultural vitality and the prosperity of our communities. NEA research demonstrates the powerful connection between the creative workforce and our nation's economic health.

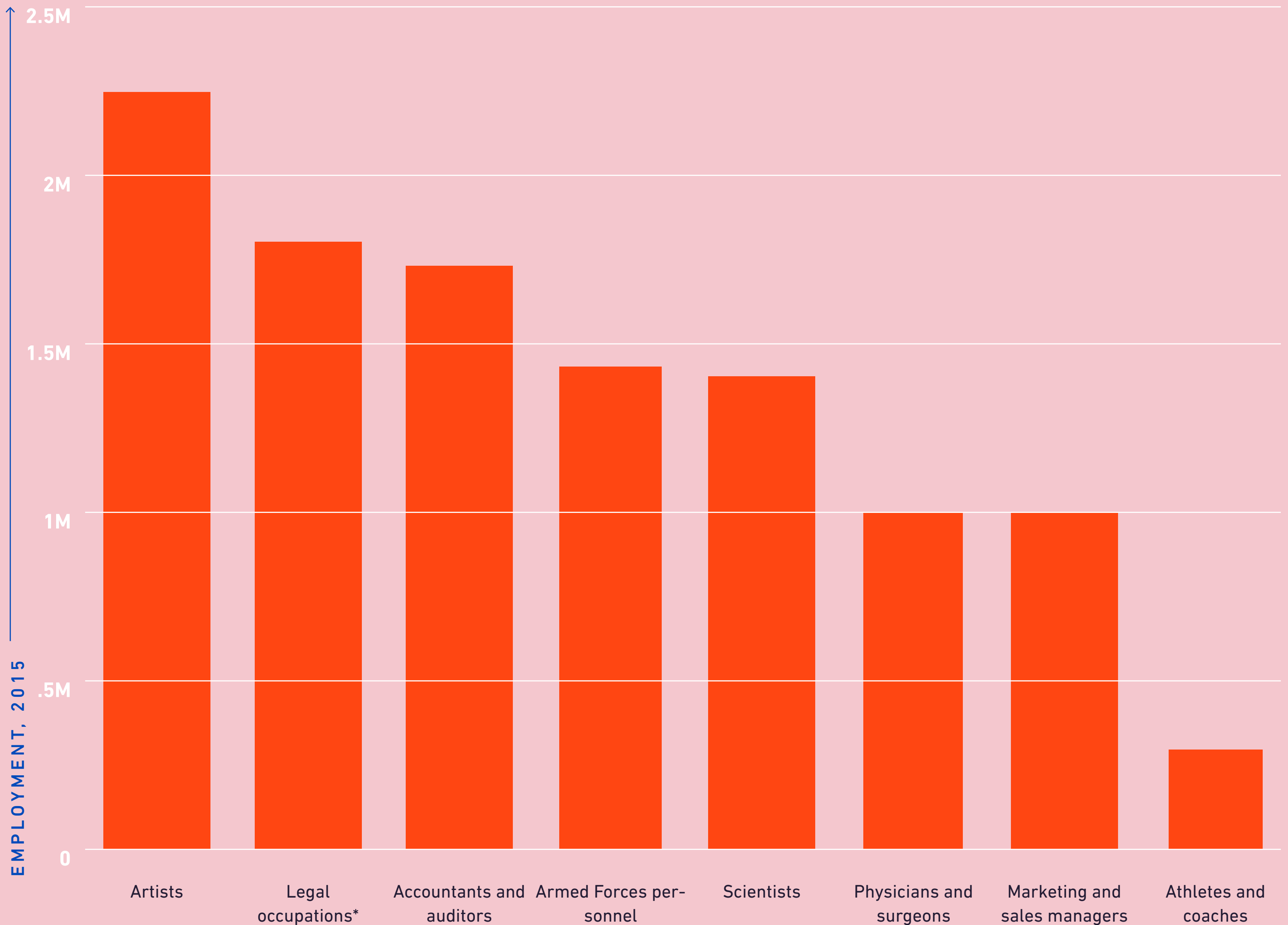


National Endowment for the Arts
arts.gov

WORKING ARTISTS IN AMERICA

THERE ARE MORE THAN 2 MILLION PEOPLE IN THE U.S. WHOSE PRIMARY JOB IS ARTIST.

EMPLOYMENT BY SELECTED OCCUPATION GROUP

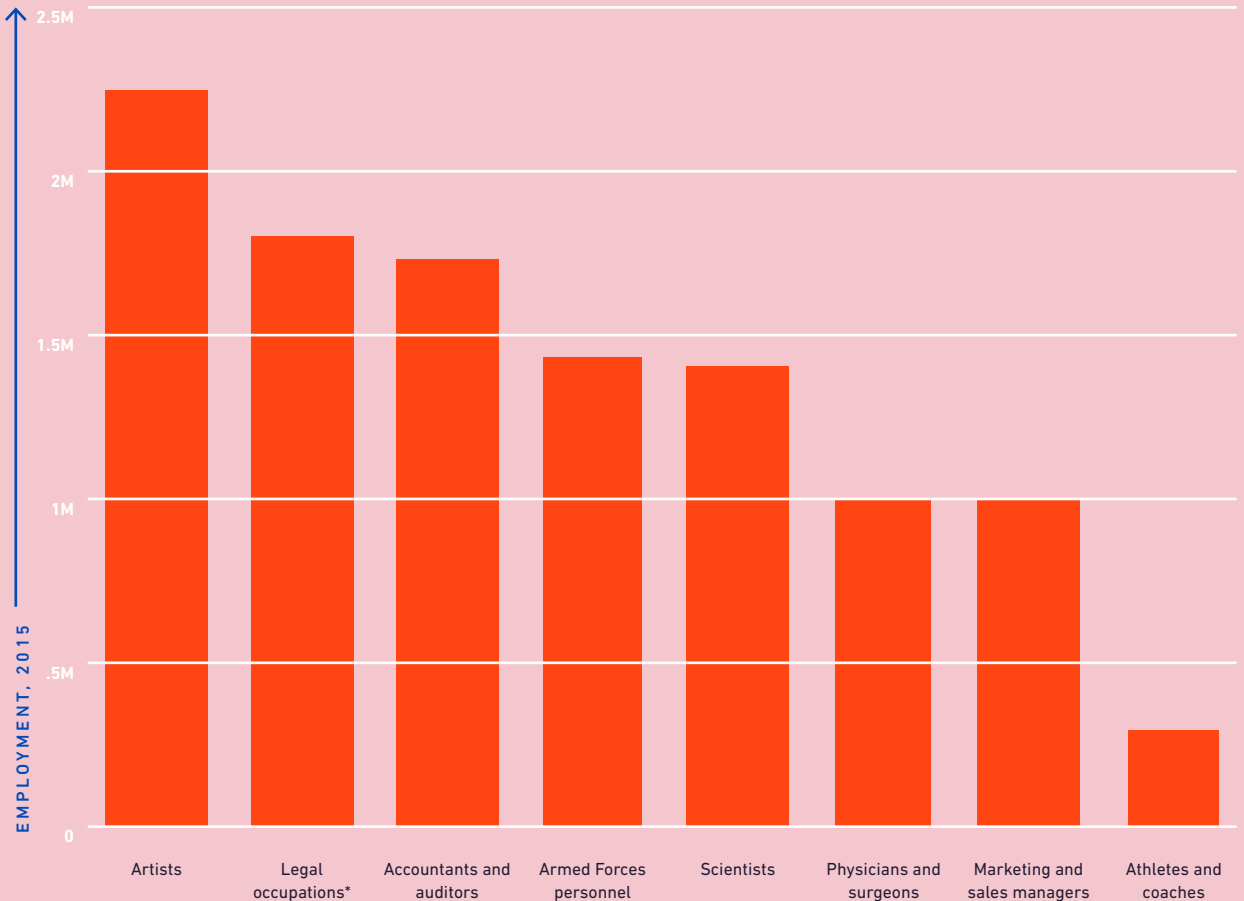


*including lawyers, judges, clerks, and paralegals

WORKING ARTISTS IN AMERICA

THERE ARE MORE THAN 2 MILLION PEOPLE IN THE U.S. WHOSE PRIMARY JOB IS ARTIST.

EMPLOYMENT BY SELECTED OCCUPATION GROUP



*including lawyers, judges, clerks, and paralegals


WORKING ARTISTS IN AMERICA

ENTREPRENEURSHIP AND EDUCATION

Artists are entrepreneurial

3.4X

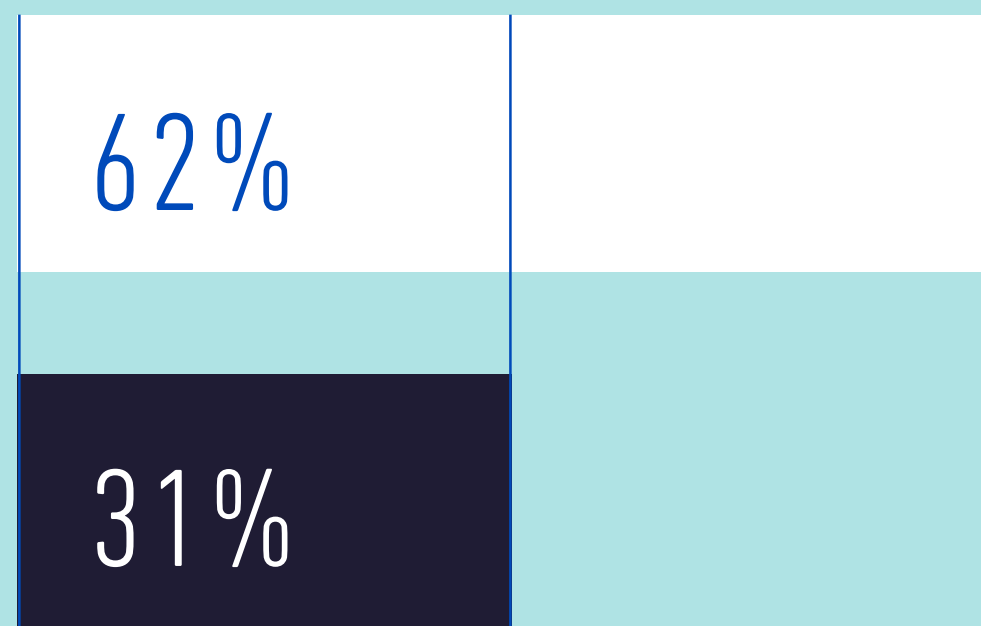
more likely than other workers to be self-employed



Artists are well-educated

2X

more likely than other workers to have a college degree




WORKING ARTISTS IN AMERICA

ENTREPRENEURSHIP AND EDUCATION

Artists are entrepreneurial

3.4X

more likely than other workers to be self-employed



Artists are well-educated

2X

more likely than other workers to have a college degree

